



ASBK.COM.AU f t i y

Round 4 : Hidden Valley Raceway : July 7 - 9

HI-TEC BATTERIES AUSTRALIAN SUPERSPORT 300 CHAMPIONSHIP

Qualifying 2

Date: 08/07/17
 Event: Q08
 Weather: Mostly cloudy - 30.3C
 Track: Dry - Temp: 44.4C

Started at: 13:14:59
 Laps: 20 Min
 Starters: 33
 Printed at: 14:34

PROVISIONAL CLASSIFICATION

Pos	No	Gr	Name	Class	Machine	Fastest Lap	On Lap	Behind Prev	Behind Leader
1	86	B	Oliver BAYLISS (QLD) / Cube Racing / Australian Outdoor Living / Motul / Pirelli / Sprint Filter	U300	Kawasaki EX 300	1:18.923	5 of 6		
2	71	J	Tom EDWARDS (NSW) / Alpinestars / Yamaha Australia / Repsol / Bell / Dunlop / Nautical Pools	O300	Yamaha R3 321	1:19.109	4 of 7	.186	.186
3	33	J	Reid BATTYE (NSW) / DB Racing / IPONE / Ficeda Accessories / Shark Helmets / Falco / IXON	U300	Kawasaki EX 300	1:19.285	10 of 13	.176	.362
4	29	J	Billy VAN EERDE (NSW) / Chris Watson M-cycles / SSS M-cycles & Susp. / Shoei Helmets	O300	KTM RC 390	1:19.561	6 of 13	.276	.638
5	333	B	Yanni SHAW (NSW) / BCperformance Junior Team / Landscapesupplies.com.au / IPONE / ICEBERG	U300	Kawasaki EX 300	1:19.620	12 of 13	.059	.697
6	39	J	Scott NICHOLSON (VIC) / NextGen M-sports / G. Williams M-cycle Engineering / Traction Control Susp.	U300	Kawasaki EX 300	1:19.862	11 of 13	.242	.939
7	23	?	Corey BRIFFA (NSW) / Alex Cudlin M-sport / SC Project Oceania Aust. / St Phillips Christian College	O300	Yamaha R3 321	1:19.880	10 of 12	.018	.957
8	44	C	Tom BRAMICH (VIC) / Ron Angel Classic Racing / Nolan Helmets / YRD / Ricondi / BoardPro	O300	Yamaha R3 321	1:19.885	14 of 14	.005	.962
9	37	J	Jack MAHAFFY (VIC) / JDS Moto / Eastern Security Doors / JLT Ins. / TelMe Fleet	O300	Yamaha R3 321	1:19.975	3 of 5	.090	1.052
10	41	A	Max CROKER (NSW) / KTM Aust. / Nolan Helmets / Bridgestone / Ron Angel Classic Racing	O300	KTM RC 390	1:19.985	4 of 14	.010	1.062
11	85	B	Ty LYNCH (SA) / Adelaide M-cycle Recovery / Coast Yamaha / Y-AIM Shane & Amy Metcalf	O300	Yamaha R3 321	1:20.338	10 of 11	.353	1.415
12	87	A	Zac LEVY (QLD) / Puma RV's / Hannay Lawyers / Levy M-sports / Kabuto Helmets	O300	Yamaha R3 321	1:20.523	14 of 14	.185	1.600
13	1	A	Brandon DEMMERY (NSW) / Deborah Motorsports / Erebus Academy / 2Thugs Customs	O300	Yamaha R3 321	1:20.601	6 of 7	.078	1.678

Scott Laing
 Chief Time Keeper - Scott Laing

Tom Williams
 Clerk of Course - Tom Williams



Computime Race Timing Systems Pty Ltd © 1996
 Licensed to Computime Race Timing Systems

www.computime.com.au

COMPUTIME RACE TIMING SYSTEMS PTY LTD



ASBK.COM.AU f t i y

Round 4 : Hidden Valley Raceway : July 7 - 9

HI-TEC BATTERIES AUSTRALIAN SUPERSPORT 300 CHAMPIONSHIP

Qualifying 2


Date: 08/07/17
 Event: Q08
 Weather: Mostly cloudy - 30.3C
 Track: Dry - Temp: 44.4C


Started at: 13:14:59
 Laps: 20 Min
 Starters: 33
 Printed at: 14:34

PROVISIONAL CLASSIFICATION

Pos	No	Gr	Name	Class	Machine	Fastest Lap	On Lap	Behind Prev	Behind Leader
14	24	?	Ben BRAMICH (VIC) / Ron Angel Classic Racing / Nolan Helmets / Yamaha YRD / Ricondi	O300	Yamaha R3 321	1:20.634	10 of 13	.033	1.711
15	66	J	Joel KELSO (NT) / Deborah Motorsports / JD SMoto / Mum / The Grinning Dingo	O300	Yamaha R3 321	1:20.918	13 of 14	.284	1.995
16	93	B	Drew SELLS (VIC) / Racecenter / Oilee Racing / Peter Stevens Motorcycles / Rubic	U300	Kawasaki EX 300	1:21.005	12 of 14	.087	2.082
17	20	B	Hunter FORD (NSW) / Ford Brothers Racing / Huntingtons NSW / Hunter Bikers Events	O300	Yamaha R3 321	1:21.241	3 of 3	.236	2.318
18	34	?	Boyd HOCKING (VIC) / DPH Motorsport Yamaha	O300	Yamaha R3 321	1:21.792	13 of 14	.551	2.869
19	355	C	Laura BROWN (NSW) / Draggin Jeans / Shark / Falco / Pirelli / Mototech / Vesrah / GBRacing	U300	Kawasaki EX 300	1:21.931	12 of 14	.139	3.008
20	10	J	Callum O'BRIEN (WA) / Clean Ride Racing	O300	KTM RC 390	1:22.186	12 of 14	.255	3.263
21	15	J	Bronson PICKETT (WA) / Pete's Dyno Serv. / M & B Garden Bags / Steves M-cycles Midland	U300	Kawasaki EX 300	1:22.620	11 of 15	.434	3.697
22	6	C	Michael KING (WA) / Brandsense Racing / Kaneg / Piostitch / Pelican Charters / Vortex	O300	Yamaha R3 321	1:23.664	7 of 7	1.044	4.741
23	337	C	Gregory FARRELL (NSW) / BCperformance / Landscapesupplies.com.au	U300	Kawasaki EX 300	1:24.396	7 of 12	.732	5.473
24	65	C	Jonah SITA (WA) / Flashpoint Motosport	O300	Yamaha R3 321	1:24.495	13 of 13	.099	5.572
25	45	C	Leslie McGRATH (WA) / UMC Consulting / RS Decals / 2 Thugs Custom	O300	Yamaha R3 321	1:26.967	12 of 14	2.472	8.044
26	282	?	Cameron AGOSTINI (NT)	U300	Honda CBR 300 R	1:27.049	13 of 13	.082	8.126
27	520	?	Shelby TURNER (QLD) / Pro Cycle Dyno / M-cycle Exhaust Professionals / KFM Smash Repairs	U300	Kawasaki EX 300	1:27.501	12 of 12	.452	8.578
28	178	A	Tim WALKER (NT) / Bike You	U300	Honda CBR 300 R	1:29.364	12 of 12	1.863	10.441
29	555	?	Phillip IRLAM (NT)	U300	Honda CBR 300 R	1:30.064	6 of 6	.700	11.141
30	11	C	Steve ARMITAGE (NT) / Cyclone Motorcycles / Honda Australia	U300	Honda CBR 300 R	1:31.739	11 of 12	1.675	12.816
31	46	?	Lachlan O'BRIEN (NT)	U300	Honda CBR 300 R	1:32.646	5 of 8	.907	13.723
32	25	?	Daniel HURST (NT)	U300	Honda CBR 300 R	1:33.748	11 of 13	1.102	14.825
33	88	?	Paul O'DWYER (NT)	U300	Honda CBR 300 R	1:34.535	9 of 10	.787	15.612

The results are provisional until the end of the time limit for protests and appeals.


 Chief Time Keeper - Scott Laing


 Clerk of Course - Tom Williams



Computime Race Timing Systems Pty Ltd © 1996
 Licensed to Computime Race Timing Systems

www.computime.com.au

COMPUTIME RACE TIMING SYSTEMS PTY LTD





ASBK.COM.AU f t i y

Round 4 : Hidden Valley Raceway : July 7 - 9

HI-TEC BATTERIES AUSTRALIAN SUPERSPORT 300 CHAMPIONSHIP

Qualifying 2

Date: 08/07/17
 Event: Q08
 Weather: Mostly cloudy - 30.3C
 Track: Dry - Temp: 44.4C

Started at: 13:14:59
 Laps: 20 Min
 Starters: 33
 Printed at: 14:34

PROVISIONAL LAP TIMES

No	Name	Lap 1	Lap 2	Lap 3	Lap 4	Lap 5	Lap 6	Lap 7	Lap 8	Lap 9	Lap 10
1	Brandon DEMMERY (NSW)	2:08.635	1:31.956	1:21.269	1:29.243	1:32.806	1:20.601	1:20.840			
6	Michael KING (WA)	1:33.404	1:24.307	1:25.103	1:24.535	1:24.586	1:25.087	1:23.664			
10	Callum O'BRIEN (WA)	1:30.818	1:23.737	1:23.325	1:23.235	1:23.787	1:29.148	2:05.664	1:40.824	1:24.305	1:23.057
		10	1:22.742	1:22.186	1:22.803	1:27.340					
11	Steve ARMITAGE (NT)	1:47.243	1:36.490	1:33.178	1:32.978	1:32.301	1:32.975	1:35.678	1:33.162	1:32.251	1:31.938
		10	1:31.739	1:32.162							
15	Bronson PICKETT (WA)	1:31.867	1:28.249	1:23.450	1:24.119	1:25.507	1:24.177	1:26.759	1:24.419	1:23.451	1:23.231
		10	1:22.620	1:23.649	1:23.688	1:25.271	1:23.209				
20	Hunter FORD (NSW)	1:56.888	1:30.767	1:21.241							
23	Corey BRIFFA (NSW)	1:21.978	1:21.226	2:45.610	1:38.099	1:20.268	1:21.058	1:21.013	2:17.607	1:34.880	1:19.880
		10	1:21.647	1:20.321							
24	Ben BRAMICH (VIC)	1:30.365	2:56.956	1:27.454	1:22.226	1:53.382	1:32.093	1:23.203	1:21.010	1:21.618	1:20.634
		10	1:20.708	1:22.105	1:21.124						
25	Daniel HURST (NT)	1:42.082	1:35.462	1:35.402	1:35.082	1:34.091	1:34.010	2:05.650	1:34.451	1:34.094	1:34.893
		10	1:33.748	1:34.504	1:33.825						
29	Billy VAN EERDE (NSW)	3:39.376	1:27.743	1:20.174	1:19.709	1:23.446	1:19.561	1:22.620	1:20.953	1:21.583	1:20.057
		10	1:22.268	1:21.592	1:21.965						
33	Reid BATTYE (NSW)	1:36.536	2:01.616	1:30.530	1:20.700	1:20.103	2:58.591	1:25.530	1:38.185	1:19.668	1:19.285
		10	1:20.883	1:19.764	1:19.471						
34	Boyd HOCKING (VIC)	1:29.069	1:23.167	1:28.716	1:41.650	1:42.151	1:24.325	1:34.070	1:22.636	1:23.024	1:43.617
		10	1:21.969	1:22.734	1:21.792	1:22.262					
37	Jack MAHAFFY (VIC)	1:26.441	1:20.931	1:19.975	3:36.327	1:36.736					
39	Scott NICHOLSON (VIC)	1:28.195	2:31.803	1:29.287	1:22.848	1:42.093	1:21.003	2:14.019	1:35.403	1:21.745	1:21.650
		10	1:19.862	1:19.998	1:20.965						
41	Max CROKER (NSW)	1:34.985	1:21.135	1:20.211	1:19.985	1:22.778	1:21.317	1:20.454	1:20.929	2:59.979	1:32.721
		10	1:20.421	1:20.099	1:20.316	1:20.166					
44	Tom BRAMICH (VIC)	1:37.236	1:21.026	1:20.641	1:20.028	1:22.659	1:53.871	1:51.631	1:24.913	1:23.136	1:21.988
		10	1:19.982	1:41.839	1:33.199	1:19.885					
45	Leslie McGRATH (WA)	1:35.746	1:28.524	1:27.934	1:27.755	1:29.322	1:28.244	1:28.220	1:27.930	1:28.087	1:27.442
		10	1:27.621	1:26.967	1:27.894	1:28.797					
46	Lachlan O'BRIEN (NT)	1:42.142	1:45.437	1:34.169	1:32.934	1:32.646	1:33.265	1:33.651	1:33.417		
65	Jonah SITA (WA)	1:30.594	1:26.271	1:26.892	1:27.778	1:59.480	1:32.501	1:27.087	1:25.794	1:25.758	1:25.506
		10	1:24.868	1:24.717	1:24.495						
66	Joel KELSO (NT)	2:20.596	1:25.471	1:22.110	1:26.609	1:27.088	1:21.559	1:26.657	1:29.849	1:23.209	1:21.214
		10	1:29.648	1:21.982	1:20.918	1:21.181					
71	Tom EDWARDS (NSW)	1:31.481	1:20.063	1:19.562	1:19.109	6:56.102	1:22.506	1:19.478			

Scott Laing
 Chief Time Keeper - Scott Laing

Tom Williams
 Clerk of Course - Tom Williams



Computime Race Timing Systems Pty Ltd © 1996
 Licensed to Computime Race Timing Systems

www.computime.com.au

COMPUTIME RACE TIMING SYSTEMS PTY LTD



ASBK.COM.AU f t i y

Round 4 : Hidden Valley Raceway : July 7 - 9

HI-TEC BATTERIES AUSTRALIAN SUPERSPORT 300 CHAMPIONSHIP

Qualifying 2

Date: 08/07/17
 Event: Q08
 Weather: Mostly cloudy - 30.3C
 Track: Dry - Temp: 44.4C

Started at: 13:14:59
 Laps: 20 Min
 Starters: 33
 Printed at: 14:34

PROVISIONAL LAP TIMES

No	Name	Lap 1	Lap 2	Lap 3	Lap 4	Lap 5	Lap 6	Lap 7	Lap 8	Lap 9	Lap 10
85	Ty LYNCH (SA)	1:26.863	1:21.196	1:23.131	1:20.908	2:24.956	1:26.741	1:24.331	5:20.856	1:30.500	1:20.338
	10	1:21.202									
86	Oliver BAYLISS (QLD)	1:27.072	1:23.248	1:22.390	1:22.124	1:18.923	1:19.990				
87	Zac LEVY (QLD)	1:31.963	1:23.046	1:22.901	1:22.711	2:32.174	1:28.585	1:30.257	1:23.161	1:22.057	1:21.578
	10	1:21.269	1:21.340	1:20.828	1:20.523						
88	Paul O'DWYER (NT)	1:46.325	1:36.955	1:36.910	1:35.631	1:37.681	1:37.299	1:37.462	1:35.711	1:34.535	1:34.894
93	Drew SELLS (VIC)	1:29.902	1:39.953	1:23.470	1:23.116	2:09.607	1:28.060	1:23.024	1:22.253	1:22.590	1:24.870
	10	1:22.580	1:21.005	1:21.621	1:26.742						
178	Tim WALKER (NT)	1:42.054	1:39.467	1:33.439	1:32.524	1:30.547	1:30.144	1:30.631	1:29.883	1:29.762	1:30.097
	10	1:29.607	1:29.364								
282	Cameron AGOSTINI (NT)	1:37.419	1:31.022	1:30.691	1:31.338	1:30.076	1:30.641	1:29.422	1:30.754	1:28.466	1:28.064
	10	1:28.121	1:28.445	1:27.049							
333	Yanni SHAW (NSW)	1:30.013	1:21.614	1:21.244	1:21.166	1:22.242	1:21.411	2:41.373	1:26.552	1:23.234	1:22.142
	10	1:21.812	1:19.620	1:19.780							
337	Gregory FARRELL (NSW)	1:34.674	1:25.710	1:25.766	1:27.080	1:26.348	1:25.574	1:24.396	1:25.554	2:24.751	1:30.740
	10	1:26.301	1:25.666								
355	Laura BROWN (NSW)	1:30.616	1:44.660	1:28.614	1:22.220	1:23.852	1:23.458	1:26.476	1:26.770	1:24.705	1:22.329
	10	1:23.062	1:21.931	1:22.071	1:23.880						
520	Shelby TURNER (QLD)	1:36.272	1:29.275	1:28.844	1:28.763	1:28.120	1:31.681	1:29.000	3:50.730	1:39.632	1:28.331
	10	1:28.298	1:27.501								
555	Phillip IRLAM (NT)	1:46.735	1:36.493	1:33.065	1:33.045	1:30.386	1:30.064				

The results are provisional until the end of the time limit for protests and appeals.

Scott Laing
 Chief Time Keeper - Scott Laing

Tom Williams
 Clerk of Course - Tom Williams



Computime Race Timing Systems Pty Ltd © 1996
 Licensed to Computime Race Timing Systems

www.computime.com.au

COMPUTIME RACE TIMING SYSTEMS PTY LTD



ASBK.COM.AU f t i y

Round 4 : Hidden Valley Raceway : July 7 - 9

HI-TEC BATTERIES AUSTRALIAN SUPERSPORT 300 CHAMPIONSHIP

Qualifying 2

Date: 08/07/17
 Event: Q08
 Weather: Mostly cloudy - 30.3C
 Track: Dry - Temp: 44.4C

Started at: 13:14:59
 Laps: 20 Min
 Starters: 33
 Printed at: 14:34

PROVISIONAL SPLIT TIMES

Lap	Split 1	Split 2	Split 3	Lap Time	Lap	Split 1	Split 2	Split 3	Lap Time
1 Brandon DEMMERY (NSW) (13th)					5	31.817	30.107	30.377	1:32.301
1	34.168	28.810	1:05.657	2:08.635 P	6	32.162	30.103	30.710	1:32.975
2	37.592	26.983	27.381	1:31.956 P	7	33.817	30.307	31.554	1:35.678
3	27.989	26.649	26.631	1:21.269	8	31.941	30.296	30.925	1:33.162
4	28.050	29.001	32.192	1:29.243	9	31.917	29.872	30.462	1:32.251
5	38.370	27.321	27.115	1:32.806	10	31.497	29.970	30.471	1:31.938
6	27.795	26.146	26.660	1:20.601	11	31.460	29.582	30.697	1:31.739
7	27.572	26.137	27.131	1:20.840	12	31.538	29.867	30.757	1:32.162
6 Michael KING (WA) (22th)					15 Bronson PICKETT (WA) (21th)				
1	35.989	28.934	28.481	1:33.404 P	1	34.901	28.237	28.729	1:31.867 P
2	28.597	27.524	28.186	1:24.307	2	32.542	27.504	28.203	1:28.249
3	28.483	28.391	28.229	1:25.103	3	28.635	27.046	27.769	1:23.450
4	28.755	27.874	27.906	1:24.535	4	28.741	27.085	28.293	1:24.119
5	28.611	27.563	28.412	1:24.586	5	28.833	28.542	28.132	1:25.507
6	29.600	27.636	27.851	1:25.087	6	28.271	27.959	27.947	1:24.177
7	28.713	27.251	27.700	1:23.664	7	31.391	27.153	28.215	1:26.759
10 Callum O'BRIEN (WA) (20th)					8	28.720	27.590	28.109	1:24.419
1	33.085	28.672	29.061	1:30.818 P	9	28.604	27.226	27.621	1:23.451
2	28.206	27.927	27.604	1:23.737	10	28.470	27.221	27.540	1:23.231
3	28.267	27.647	27.411	1:23.325	11	28.282	27.012	27.326	1:22.620
4	27.779	27.853	27.603	1:23.235	12	28.453	27.386	27.810	1:23.649
5	28.257	27.528	28.002	1:23.787	13	28.724	27.045	27.919	1:23.688
6	33.394	28.311	27.443	1:29.148	14	28.549	27.788	28.934	1:25.271
7	28.087	27.573	1:10.004	2:05.664	15	28.380	27.051	27.778	1:23.209
8	35.717	32.528	32.579	1:40.824 P	20 Hunter FORD (NSW) (17th)				
9	28.427	27.934	27.944	1:24.305	1	33.223	26.528	57.137	1:56.888 P
10	27.969	27.679	27.409	1:23.057	2	37.110	26.335	27.322	1:30.767 P
11	28.403	27.214	27.125	1:22.742	3	28.470	26.115	26.656	1:21.241
12	28.101	26.992	27.093	1:22.186	23 Corey BRIFFA (NSW) (7th)				
13	28.117	27.230	27.456	1:22.803	1	36.530	27.501	27.781	1:31.812
14	28.126	27.437	31.777	1:27.340	2	28.592	26.399	26.987	1:21.978
11 Steve ARMITAGE (NT) (30th)					3	27.945	26.354	26.927	1:21.226
1	41.523	33.858	31.862	1:47.243 P	4	27.643	28.752	1:49.215	2:45.610
2	32.712	32.516	31.262	1:36.490	5	43.840	27.687	26.572	1:38.099 P
3	32.027	30.318	30.833	1:33.178	6	27.589	25.980	26.699	1:20.268
4	31.887	30.342	30.749	1:32.978	7	27.669	26.011	27.378	1:21.058

Scott Laing
 Chief Time Keeper - Scott Laing

Tom Williams
 Clerk of Course - Tom Williams



Computime Race Timing Systems Pty Ltd © 1996
 Licensed to Computime Race Timing Systems

www.computime.com.au

COMPUTIME RACE TIMING SYSTEMS PTY LTD



ASBK.COM.AU f t i y

Round 4 : Hidden Valley Raceway : July 7 - 9

HI-TEC BATTERIES AUSTRALIAN SUPERSPORT 300 CHAMPIONSHIP

Qualifying 2

Date: 08/07/17
 Event: Q08
 Weather: Mostly cloudy - 30.3C
 Track: Dry - Temp: 44.4C

Started at: 13:14:59
 Laps: 20 Min
 Starters: 33
 Printed at: 14:34

PROVISIONAL SPLIT TIMES

Lap	Split 1	Split 2	Split 3	Lap Time	Lap	Split 1	Split 2	Split 3	Lap Time
8	27.443	26.624	26.946	1:21.013	2	33.133	27.739	26.871	1:27.743 P
9	27.847	26.038	1:23.722	2:17.607	3	27.253	26.301	26.620	1:20.174
10	41.867	25.979	27.034	1:34.880 P	4	27.166	26.181	26.362	1:19.709
11	27.494	25.708	26.678	1:19.880	5	27.817	27.522	28.107	1:23.446
12	28.664	25.934	27.049	1:21.647	6	27.358	25.912	26.291	1:19.561
13	27.366	26.059	26.896	1:20.321	7	28.691	27.519	26.410	1:22.620
24 Ben BRAMICH (VIC) (14th)					8	27.302	26.008	27.643	1:20.953
1	34.552	27.998	27.815	1:30.365 P	9	27.492	27.640	26.451	1:21.583
2	28.750	27.538	2:00.668	2:56.956	10	27.232	26.109	26.716	1:20.057
3	33.148	27.309	26.997	1:27.454 P	11	27.244	27.357	27.667	1:22.268
4	27.726	26.790	27.710	1:22.226	12	27.814	27.069	26.709	1:21.592
5	27.605	27.553	58.224	1:53.382	13	27.094	26.732	28.139	1:21.965
6	36.902	27.903	27.288	1:32.093 P	33 Reid BATTYE (NSW) (3rd)				
7	28.989	26.998	27.216	1:23.203	1	36.751	30.406	29.379	1:36.536 P
8	27.797	26.416	26.797	1:21.010	2	28.764	27.884	1:04.968	2:01.616
9	27.946	26.573	27.099	1:21.618	3	35.540	27.186	27.804	1:30.530 P
10	27.552	26.183	26.899	1:20.634	4	27.774	26.012	26.914	1:20.700
11	27.730	26.337	26.641	1:20.708	5	27.486	25.962	26.655	1:20.103
12	27.943	26.948	27.214	1:22.105	6	27.807	26.097	2:04.687	2:58.591
13	27.933	26.333	26.858	1:21.124	7	31.076	27.285	27.169	1:25.530 P
25 Daniel HURST (NT) (32th)					8	44.109	27.154	26.922	1:38.185
1	38.297	32.047	31.738	1:42.082 P	9	27.619	25.597	26.452	1:19.668
2	32.561	31.372	31.529	1:35.462	10	27.472	25.499	26.314	1:19.285
3	32.357	31.431	31.614	1:35.402	11	27.449	25.892	27.542	1:20.883
4	32.513	31.420	31.149	1:35.082	12	27.304	25.972	26.488	1:19.764
5	32.197	30.841	31.053	1:34.091	13	27.308	25.521	26.642	1:19.471
6	32.297	30.595	31.118	1:34.010	34 Boyd HOCKING (VIC) (18th)				
7	1:02.228	31.761	31.661	2:05.650	1	33.202	27.659	28.208	1:29.069 P
8	31.974	30.958	31.519	1:34.451	2	28.355	27.111	27.701	1:23.167
9	32.090	30.932	31.072	1:34.094	3	28.776	59.940		1:28.716
10	31.922	31.356	31.615	1:34.893	4	30.339	38.047	33.264	1:41.650
11	31.922	30.822	31.004	1:33.748	5	36.996	36.276	28.879	1:42.151
12	32.208	30.960	31.336	1:34.504	6	28.986	27.316	28.023	1:24.325
13	32.306	30.529	30.990	1:33.825	7	37.779	28.688	27.603	1:34.070
29 Billy VAN EERDE (NSW) (4th)					8	28.430	26.905	27.301	1:22.636
1	35.430	30.414	2:33.532	3:39.376 P	9	28.296	26.982	27.746	1:23.024
					10	38.346	37.961	27.310	1:43.617

Scott Laing
 Chief Time Keeper - Scott Laing

Tom Williams
 Clerk of Course - Tom Williams



Computime Race Timing Systems Pty Ltd © 1996
 Licensed to Computime Race Timing Systems

www.computime.com.au

COMPUTIME RACE TIMING SYSTEMS PTY LTD





ASBK.COM.AU f t i y

Round 4 : Hidden Valley Raceway : July 7 - 9

HI-TEC BATTERIES AUSTRALIAN SUPERSPORT 300 CHAMPIONSHIP

Qualifying 2

Date: 08/07/17
 Event: Q08
 Weather: Mostly cloudy - 30.3C
 Track: Dry - Temp: 44.4C

Started at: 13:14:59
 Laps: 20 Min
 Starters: 33
 Printed at: 14:34

PROVISIONAL SPLIT TIMES

Lap	Split 1	Split 2	Split 3	Lap Time	Lap	Split 1	Split 2	Split 3	Lap Time
11	28.204	26.827	26.938	1:21.969	12	27.541	26.111	26.447	1:20.099
12	28.879	26.683	27.172	1:22.734	13	27.396	26.371	26.549	1:20.316
13	28.189	26.415	27.188	1:21.792	14	27.453	26.135	26.578	1:20.166
14	27.755	27.349	27.158	1:22.262					
37 Jack MAHAFFY (VIC) (9th)					44 Tom BRAMICH (VIC) (8th)				
1	31.878	27.486	27.077	1:26.441 P	1	39.810	29.189	28.237	1:37.236 P
2	27.477	26.213	27.241	1:20.931	2	27.437	26.569	27.020	1:21.026
3	27.596	25.803	26.576	1:19.975	3	27.161	27.007	26.473	1:20.641
4	31.144	29.684	2:35.499	3:36.327	4	27.210	26.557	26.261	1:20.028
5	40.476	28.864	27.396	1:36.736 P	5	27.255	28.196	27.208	1:22.659
					6	27.999	27.236	58.636	1:53.871
					7	50.903	33.847	26.881	1:51.631 P
					8	30.457	27.420	27.036	1:24.913
					9	27.340	27.817	27.979	1:23.136
					10	27.598	27.137	27.253	1:21.988
					11	27.247	26.003	26.732	1:19.982
					12	27.525	26.172	48.142	1:41.839
					13	40.164	26.543	26.492	1:33.199 P
					14	27.408	26.034	26.443	1:19.885
39 Scott NICHOLSON (VIC) (6th)					45 Leslie McGRATH (WA) (25th)				
1	33.013	28.049	27.133	1:28.195 P	1	36.044	29.848	29.854	1:35.746 P
2	27.659	26.551	1:37.593	2:31.803	2	30.111	29.088	29.325	1:28.524
3	34.232	27.569	27.486	1:29.287 P	3	29.895	28.810	29.229	1:27.934
4	29.234	26.447	27.167	1:22.848	4	29.775	28.656	29.324	1:27.755
5	47.354	28.008	26.731	1:42.093	5	30.703	29.166	29.453	1:29.322
6	27.548	26.297	27.158	1:21.003	6	29.923	28.853	29.468	1:28.244
7	29.875	27.909	1:16.235	2:14.019	7	29.979	28.816	29.425	1:28.220
8	39.740	27.998	27.665	1:35.403 P	8	30.049	28.644	29.237	1:27.930
9	27.751	27.053	26.941	1:21.745	9	29.775	28.626	29.686	1:28.087
10	28.068	26.063	27.519	1:21.650	10	29.504	28.717	29.221	1:27.442
11	27.401	25.856	26.605	1:19.862	11	29.711	28.792	29.118	1:27.621
12	27.305	26.154	26.539	1:19.998	12	29.731	28.216	29.020	1:26.967
13	27.859	26.165	26.941	1:20.965	13	29.592	29.545	28.757	1:27.894
					14	30.303	28.965	29.529	1:28.797
41 Max CROKER (NSW) (10th)					46 Lachlan O'BRIEN (NT) (31th)				
1	37.608	29.355	28.022	1:34.985 P	1	38.331	32.094	31.717	1:42.142 P
2	27.260	26.879	26.996	1:21.135	2	43.217	31.321	30.899	1:45.437
3	27.239	26.481	26.491	1:20.211					
4	27.373	26.150	26.462	1:19.985					
5	27.890	28.013	26.875	1:22.778					
6	28.156	26.868	26.293	1:21.317					
7	27.685	26.249	26.520	1:20.454					
8	27.653	26.235	27.041	1:20.929					
9	27.658	26.962	2:05.359	2:59.979					
10	37.608	28.013	27.100	1:32.721 P					
11	27.628	26.186	26.607	1:20.421					

Scott Laing
 Chief Time Keeper - Scott Laing

Tom Williams
 Clerk of Course - Tom Williams



Computime Race Timing Systems Pty Ltd © 1996
 Licensed to Computime Race Timing Systems

www.computime.com.au

COMPUTIME RACE TIMING SYSTEMS PTY LTD



ASBK.COM.AU f t i y

Round 4 : Hidden Valley Raceway : July 7 - 9

HI-TEC BATTERIES AUSTRALIAN SUPERSPORT 300 CHAMPIONSHIP

Qualifying 2

Date: 08/07/17
 Event: Q08
 Weather: Mostly cloudy - 30.3C
 Track: Dry - Temp: 44.4C

Started at: 13:14:59
 Laps: 20 Min
 Starters: 33
 Printed at: 14:34

PROVISIONAL SPLIT TIMES

Lap	Split 1	Split 2	Split 3	Lap Time	Lap	Split 1	Split 2	Split 3	Lap Time
3	31.920	31.014	31.235	1:34.169	1	33.807	27.974	29.700	1:31.481 P
4	31.462	30.724	30.748	1:32.934	2	27.924	25.626	26.513	1:20.063
5	31.361	30.381	30.904	1:32.646	3	27.456	25.782	26.324	1:19.562
6	31.493	30.904	30.868	1:33.265	4	27.058	25.945	26.106	1:19.109
7	31.821	30.660	31.170	1:33.651	5	46.055	28.633	5:41.414	6:56.102
8	31.732	30.879	30.806	1:33.417	6	30.330	25.705	26.471	1:22.506 P
					7	27.330	26.060	26.088	1:19.478
65 Jonah SITA (WA) (24th)					85 Ty LYNCH (SA) (11th)				
1	33.447	29.004	28.143	1:30.594 P	1	32.806	26.942	27.115	1:26.863 P
2	28.880	29.260	28.131	1:26.271	2	27.914	26.402	26.880	1:21.196
3	29.058	29.119	28.715	1:26.892	3	29.737	26.559	26.835	1:23.131
4	29.338	29.712	28.728	1:27.778	4	27.429	26.674	26.805	1:20.908
5	29.214	29.065	1:01.201	1:59.480	5	27.645	29.252	1:28.059	2:24.956
6	34.552	29.455	28.494	1:32.501 P	6	32.174	26.748	27.819	1:26.741 P
7	29.234	29.712	28.141	1:27.087	7	29.718	26.676	27.937	1:24.331
8	29.049	28.822	27.923	1:25.794	8	30.443	32.132	4:18.281	5:20.856
9	28.808	28.960	27.990	1:25.758	9	36.944	26.569	26.987	1:30.500 P
10	28.895	28.711	27.900	1:25.506	10	27.592	26.084	26.662	1:20.338
11	28.482	28.663	27.723	1:24.868	11	27.918	26.318	26.966	1:21.202
12	28.555	28.499	27.663	1:24.717					
13	28.297	28.297	27.901	1:24.495					
66 Joel KELSO (NT) (15th)					86 Oliver BAYLISS (QLD) (1st)				
1	32.219	28.437	1:19.940	2:20.596 P	1	32.482	27.090	27.500	1:27.072 P
2	30.786	26.973	27.712	1:25.471 P	2	27.816	27.749	27.683	1:23.248
3	27.755	26.783	27.572	1:22.110	3	27.990	27.054	27.346	1:22.390
4	28.701	27.404	30.504	1:26.609	4	28.914	26.779	26.431	1:22.124
5	31.611	28.530	26.947	1:27.088	5	27.147	25.580	26.196	1:18.923
6	27.811	26.517	27.231	1:21.559	6	27.559	25.952	26.479	1:19.990
7	27.907	26.784	31.966	1:26.657					
8	35.290	26.854	27.705	1:29.849	87 Zac LEVY (QLD) (12th)				
9	28.427	27.183	27.599	1:23.209	1	35.548	28.183	28.232	1:31.963 P
10	27.547	26.447	27.220	1:21.214	2	28.842	26.931	27.273	1:23.046
11	28.330	32.085	29.233	1:29.648	3	28.295	27.081	27.525	1:22.901
12	28.713	26.388	26.881	1:21.982	4	28.426	26.634	27.651	1:22.711
13	27.605	26.262	27.051	1:20.918	5	29.572	27.470	1:35.132	2:32.174
14	27.853	26.382	26.946	1:21.181	6	32.236	28.084	28.265	1:28.585 P
					7	34.380	28.090	27.787	1:30.257
					8	28.785	26.906	27.470	1:23.161
					9	28.288	26.527	27.242	1:22.057
71 Tom EDWARDS (NSW) (2nd)									

Scott Laing
 Chief Time Keeper - Scott Laing

Tom Williams
 Clerk of Course - Tom Williams



Computime Race Timing Systems Pty Ltd © 1996
 Licensed to Computime Race Timing Systems

www.computime.com.au

COMPUTIME RACE TIMING SYSTEMS PTY LTD



ASBK.COM.AU f t i y

Round 4 : Hidden Valley Raceway : July 7 - 9

HI-TEC BATTERIES AUSTRALIAN SUPERSPORT 300 CHAMPIONSHIP

Qualifying 2

Date: 08/07/17
 Event: Q08
 Weather: Mostly cloudy - 30.3C
 Track: Dry - Temp: 44.4C

Started at: 13:14:59
 Laps: 20 Min
 Starters: 33
 Printed at: 14:34

PROVISIONAL SPLIT TIMES

Lap	Split 1	Split 2	Split 3	Lap Time	Lap	Split 1	Split 2	Split 3	Lap Time
10	28.246	26.303	27.029	1:21.578	5	31.476	29.106	29.965	1:30.547
11	27.995	26.259	27.015	1:21.269	6	31.269	29.284	29.591	1:30.144
12	27.999	26.324	27.017	1:21.340	7	30.864	29.555	30.212	1:30.631
13	27.811	26.134	26.883	1:20.828	8	31.119	28.822	29.942	1:29.883
14	27.498	25.967	27.058	1:20.523	9	30.854	29.018	29.890	1:29.762
					10	31.074	28.973	30.050	1:30.097
					11	31.073	28.870	29.664	1:29.607
					12	30.907	28.741	29.716	1:29.364
88 Paul O'DWYER (NT) (33th)					282 Cameron AGOSTINI (NT) (26th)				
1	40.098	33.210	33.017	1:46.325 P	1	37.448	29.894	30.077	1:37.419 P
2	32.303	32.630	32.022	1:36.955	2	31.513	29.319	30.190	1:31.022
3	32.448	32.368	32.094	1:36.910	3	31.072	29.427	30.192	1:30.691
4	31.980	32.068	31.583	1:35.631	4	31.014	29.351	30.973	1:31.338
5	32.605	33.240	31.836	1:37.681	5	31.145	29.110	29.821	1:30.076
6	32.916	31.916	32.467	1:37.299	6	30.841	29.540	30.260	1:30.641
7	33.360	31.922	32.180	1:37.462	7	30.871	28.553	29.998	1:29.422
8	31.959	31.873	31.879	1:35.711	8	30.852	29.391	30.511	1:30.754
9	32.175	31.179	31.181	1:34.535	9	30.249	28.915	29.302	1:28.466
10	31.992	31.484	31.418	1:34.894	10	30.157	28.720	29.187	1:28.064
93 Drew SELLS (VIC) (16th)					11	30.221	28.338	29.562	1:28.121
1	33.701	28.119	28.082	1:29.902 P	12	30.264	28.254	29.927	1:28.445
2	42.647	28.822	28.484	1:39.953	13	29.935	27.909	29.205	1:27.049
3	28.524	26.938	28.008	1:23.470	333 Yanni SHAW (NSW) (5th)				
4	28.808	26.706	27.602	1:23.116	1	34.293	27.842	27.878	1:30.013 P
5	33.999	28.510	1:07.098	2:09.607	2	28.010	26.587	27.017	1:21.614
6	33.079	27.432	27.549	1:28.060 P	3	27.922	26.269	27.053	1:21.244
7	28.650	26.735	27.639	1:23.024	4	27.738	26.809	26.619	1:21.166
8	28.296	26.613	27.344	1:22.253	5	28.603	26.750	26.889	1:22.242
9	28.423	26.641	27.526	1:22.590	6	28.108	26.342	26.961	1:21.411
10	28.996	27.642	28.232	1:24.870	7	28.356	27.531	1:45.486	2:41.373
11	28.361	26.846	27.373	1:22.580	8	31.754	27.334	27.464	1:26.552 P
12	27.786	26.114	27.105	1:21.005	9	28.248	27.366	27.620	1:23.234
13	28.023	26.174	27.424	1:21.621	10	27.878	27.294	26.970	1:22.142
14	30.571	28.696	27.475	1:26.742	11	27.722	27.058	27.032	1:21.812
178 Tim WALKER (NT) (28th)					12	27.369	25.910	26.341	1:19.620
1	39.469	31.926	30.659	1:42.054 P	13	27.190	26.213	26.377	1:19.780
2	33.922	34.522	31.023	1:39.467					
3	32.062	30.231	31.146	1:33.439					
4	32.011	29.845	30.668	1:32.524					

Scott Laing
 Chief Time Keeper - Scott Laing

Tom Williams
 Clerk of Course - Tom Williams



Computime Race Timing Systems Pty Ltd © 1996
 Licensed to Computime Race Timing Systems

www.computime.com.au

COMPUTIME RACE TIMING SYSTEMS PTY LTD



ASBK.COM.AU f t i y

Round 4 : Hidden Valley Raceway : July 7 - 9

HI-TEC BATTERIES AUSTRALIAN SUPERSPORT 300 CHAMPIONSHIP

Qualifying 2

Date: 08/07/17
 Event: Q08
 Weather: Mostly cloudy - 30.3C
 Track: Dry - Temp: 44.4C


Started at: 13:14:59
 Laps: 20 Min
 Starters: 33
 Printed at: 14:34

PROVISIONAL SPLIT TIMES

Lap	Split 1	Split 2	Split 3	Lap Time	Lap	Split 1	Split 2	Split 3	Lap Time
337 Gregory FARRELL (NSW) (23th)					13	27.695	26.925	27.451	1:22.071
1	37.094	28.571	29.009	1:34.674 P	14	28.441	27.860	27.579	1:23.880
2	29.114	27.748	28.848	1:25.710	520 Shelby TURNER (QLD) (27th)				
3	29.257	27.934	28.575	1:25.766	1	35.849	30.343	30.080	1:36.272 P
4	29.860	29.016	28.204	1:27.080	2	30.194	29.238	29.843	1:29.275
5	29.063	28.092	29.193	1:26.348	3	29.659	29.087	30.098	1:28.844
6	29.420	27.862	28.292	1:25.574	4	30.398	28.671	29.694	1:28.763
7	29.004	27.226	28.166	1:24.396	5	29.931	28.569	29.620	1:28.120
8	29.455	27.533	28.566	1:25.554	6	30.259	30.293	31.129	1:31.681
9	29.252	27.853	1:27.646	2:24.751	7	30.065	29.047	29.888	1:29.000
10	33.329	28.314	29.097	1:30.740 P	8	30.561	29.098	2:51.071	3:50.730
11	29.793	27.794	28.714	1:26.301	9	39.742	29.796	30.094	1:39.632 P
12	29.687	27.693	28.286	1:25.666	10	29.888	28.673	29.770	1:28.331
355 Laura BROWN (NSW) (19th)					11	29.864	28.860	29.574	1:28.298
1	31.950	27.740	30.926	1:30.616 P	12	29.880	28.648	28.973	1:27.501
2	28.679	27.960	48.021	1:44.660	555 Phillip IRLAM (NT) (29th)				
3	33.496	27.749	27.369	1:28.614 P	1	41.428	33.777	31.530	1:46.735 P
4	27.764	27.080	27.376	1:22.220	2	33.779	31.479	31.235	1:36.493
5	28.257	27.801	27.794	1:23.852	3	32.134	30.338	30.593	1:33.065
6	28.294	27.488	27.676	1:23.458	4	32.033	30.416	30.596	1:33.045
7	28.944	29.583	27.949	1:26.476	5	30.997	29.476	29.913	1:30.386
8	29.244	28.852	28.674	1:26.770	6	31.274	29.226	29.564	1:30.064
9	28.078	28.906	27.721	1:24.705					
10	27.837	27.101	27.391	1:22.329					
11	28.314	27.464	27.284	1:23.062					
12	27.477	27.326	27.128	1:21.931					

The results are provisional until the end of the time limit for protests and appeals.


 Chief Time Keeper - Spott Laing


 Clerk of Course - Tom Williams



Computime Race Timing Systems Pty Ltd © 1996
 Licensed to Computime Race Timing Systems

www.computime.com.au

COMPUTIME RACE TIMING SYSTEMS PTY LTD



ASBK.COM.AU f t i y

Round 4 : Hidden Valley Raceway : July 7 - 9

HI-TEC BATTERIES AUSTRALIAN SUPERSPORT 300 CHAMPIONSHIP

Qualifying 2

Date: 08/07/17
 Event: Q08
 Weather: Mostly cloudy - 30.3C
 Track: Dry - Temp: 44.4C

Started at: 13:14:59
 Laps: 20 Min
 Starters: 33
 Printed at: 14:34

PROVISIONAL FASTEST LAPS SEQUENCE

Race Time	No	Name	Machine	Fastest Lap	On Lap
1:31.782	24	Ben BRAMICH (VIC)	Yamaha R3 321	1:30.365	1
1:32.072	333	Yanni SHAW (NSW)	Kawasaki EX 300	1:30.013	1
1:32.750	34	Boyd HOCKING (VIC)	Yamaha R3 321	1:29.069	1
1:34.161	39	Scott NICHOLSON (VIC)	Kawasaki EX 300	1:28.195	1
1:40.917	85	Ty LYNCH (SA)	Yamaha R3 321	1:26.863	1
2:53.686	333	Yanni SHAW (NSW)	Kawasaki EX 300	1:21.614	2
2:56.595	71	Tom EDWARDS (NSW)	Yamaha R3 321	1:20.063	2
4:16.157	71	Tom EDWARDS (NSW)	Yamaha R3 321	1:19.562	3
5:35.266	71	Tom EDWARDS (NSW)	Yamaha R3 321	1:19.109	4
17:53.927	86	Oliver BAYLISS (QLD)	Kawasaki EX 300	1:18.923	5

The results are provisional until the end of the time limit for protests and appeals.

Scott Laing
 Chief Time Keeper - Scott Laing

Tom Williams
 Clerk of Course - Tom Williams



Computime Race Timing Systems Pty Ltd © 1996
 Licensed to Computime Race Timing Systems

www.computime.com.au

COMPUTIME RACE TIMING SYSTEMS PTY LTD



ASBK.COM.AU f t i y

Round 4 : Hidden Valley Raceway : July 7 - 9

HI-TEC BATTERIES AUSTRALIAN SUPERSPORT 300 CHAMPIONSHIP

Qualifying 2

Date: 08/07/17
 Event: Q08
 Weather: Mostly cloudy - 30.3C
 Track: Dry - Temp: 44.4C


Started at: 13:14:59
 Laps: 20 Min
 Starters: 33
 Printed at: 14:34

PROVISIONAL BEST PARTIAL TIMES

Pos	Split 1		Split 2		Split 3		LAP		Ideal	Fastest
	Name	Time	Name	Time	Name	Time	Name	Time		
1	T. EDWARDS	27.058	R. BATTYE	25.499	T. EDWARDS	26.088	T. EDWARDS	1:18.772	1:19.109	
2	B. VAN EERDE	27.094	O. BAYLISS	25.580	O. BAYLISS	26.196	O. BAYLISS	1:18.923	1:18.923	
3	O. BAYLISS	27.147	T. EDWARDS	25.626	T. BRAMICH	26.261	R. BATTYE	1:19.117	1:19.285	
4	T. BRAMICH	27.161	C. BRIFFA	25.708	B. VAN EERDE	26.291	B. VAN EERDE	1:19.297	1:19.561	
5	Y. SHAW	27.190	J. MAHAFFY	25.803	M. CROKER	26.293	T. BRAMICH	1:19.425	1:19.885	
6	M. CROKER	27.239	S. NICHOLSON	25.856	R. BATTYE	26.314	Y. SHAW	1:19.441	1:19.620	
7	R. BATTYE	27.304	Y. SHAW	25.910	Y. SHAW	26.341	M. CROKER	1:19.643	1:19.985	
8	S. NICHOLSON	27.305	B. VAN EERDE	25.912	S. NICHOLSON	26.539	C. BRIFFA	1:19.646	1:19.880	
9	C. BRIFFA	27.366	Z. LEVY	25.967	C. BRIFFA	26.572	S. NICHOLSON	1:19.700	1:19.862	
10	B. DEMMERY	27.404	T. BRAMICH	26.003	J. MAHAFFY	26.576	J. MAHAFFY	1:19.856	1:19.975	
11	T. LYNCH	27.429	T. LYNCH	26.084	B. DEMMERY	26.631	B. DEMMERY	1:20.172	1:20.601	
12	J. MAHAFFY	27.477	M. CROKER	26.111	B. BRAMICH	26.641	T. LYNCH	1:20.175	1:20.338	
13	L. BROWN	27.477	D. SELLS	26.114	H. FORD	26.656	Z. LEVY	1:20.348	1:20.523	
14	Z. LEVY	27.498	H. FORD	26.115	T. LYNCH	26.662	B. BRAMICH	1:20.376	1:20.634	
15	J. KELSO	27.547	B. DEMMERY	26.137	J. KELSO	26.881	J. KELSO	1:20.690	1:20.918	
16	B. BRAMICH	27.552	B. BRAMICH	26.183	Z. LEVY	26.883	D. SELLS	1:21.005	1:21.005	
17	B. HOCKING	27.755	J. KELSO	26.262	B. HOCKING	26.938	B. HOCKING	1:21.108	1:21.792	
18	C. O'BRIEN	27.779	B. HOCKING	26.415	C. O'BRIEN	27.093	H. FORD	1:21.241	1:21.241	
19	D. SELLS	27.786	L. BROWN	26.925	D. SELLS	27.105	L. BROWN	1:21.530	1:21.931	
20	M. KING	28.238	C. O'BRIEN	26.992	L. BROWN	27.128	C. O'BRIEN	1:21.864	1:22.186	
21	B. PICKETT	28.271	B. PICKETT	27.012	B. PICKETT	27.326	B. PICKETT	1:22.609	1:22.620	
22	J. SITA	28.297	G. FARRELL	27.226	J. SITA	27.663	M. KING	1:23.189	1:23.664	
23	H. FORD	28.470	M. KING	27.251	M. KING	27.700	J. SITA	1:24.257	1:24.495	
24	G. FARRELL	29.004	C. AGOSTINI	27.909	G. FARRELL	28.166	G. FARRELL	1:24.396	1:24.396	
25	L. McGRATH	29.504	L. McGRATH	28.216	L. McGRATH	28.757	L. McGRATH	1:26.477	1:26.967	
26	S. TURNER	29.659	J. SITA	28.297	S. TURNER	28.973	C. AGOSTINI	1:27.031	1:27.049	
27	C. AGOSTINI	29.935	S. TURNER	28.569	C. AGOSTINI	29.187	S. TURNER	1:27.201	1:27.501	
28	T. WALKER	30.854	T. WALKER	28.741	P. IRLAM	29.564	T. WALKER	1:29.186	1:29.364	
29	P. IRLAM	30.997	P. IRLAM	29.226	T. WALKER	29.591	P. IRLAM	1:29.787	1:30.064	
30	L. O'BRIEN	31.361	S. ARMITAGE	29.582	S. ARMITAGE	30.377	S. ARMITAGE	1:31.419	1:31.739	
31	S. ARMITAGE	31.460	L. O'BRIEN	30.381	L. O'BRIEN	30.748	L. O'BRIEN	1:32.490	1:32.646	
32	D. HURST	31.922	D. HURST	30.529	D. HURST	30.990	D. HURST	1:33.441	1:33.748	
33	P. O'DWYER	31.959	P. O'DWYER	31.179	P. O'DWYER	31.181	P. O'DWYER	1:34.319	1:34.535	

The results are provisional until the end of the time limit for protests and appeals.


 Chief Time Keeper - Scott Laing


 Clerk of Course - Tom Williams



Computime Race Timing Systems Pty Ltd © 1996
 Licensed to Computime Race Timing Systems

www.computime.com.au

COMPUTIME RACE TIMING SYSTEMS PTY LTD





ASBK.COM.AU f t i y

Round 4 : Hidden Valley Raceway : July 7 - 9

HI-TEC BATTERIES AUSTRALIAN SUPERSPORT 300 CHAMPIONSHIP

Overall Qualifying

PROVISIONAL MERGED CLASSIFICATION

Date: 08/07/17

Printed at: 14:34

Pos	No	Gr	Name	Class	Machine	Event Q04	Event Q08	Fastest Lap
1	86	B	Oliver BAYLISS (QLD) / Cube Racing / Australian Outdoor Living / Motul / Pirelli / Sprint Filter	U300	Kawasaki EX 300	1:18.762	1:18.923	1:18.762
2	37	J	Jack MAHAFFY (VIC) / JDS Moto / Eastern Security Doors / JLT Ins. / TelMe Fleet	O300	Yamaha R3 321	1:18.921	1:19.975	1:18.921
3	71	J	Tom EDWARDS (NSW) / Alpinestars / Yamaha Australia / Repsol / Bell / Dunlop / Nautical Pools	O300	Yamaha R3 321	1:19.429	1:19.109	1:19.109
4	33	J	Reid BATTYE (NSW) / DB Racing / IPONE / Ficeda Accessories / Shark Helmets / Falco / IXON	U300	Kawasaki EX 300	1:19.376	1:19.285	1:19.285
5	29	J	Billy VAN EERDE (NSW) / Chris Watson M-cycles / SSS M-cycles & Susp. / Shoei Helmets	O300	KTM RC 390	1:20.249	1:19.561	1:19.561
6	333	B	Yanni SHAW (NSW) / BCperformance Junior Team / Landscapesupplies.com.au / IPONE / ICEBERG	U300	Kawasaki EX 300	1:20.280	1:19.620	1:19.620
7	44	C	Tom BRAMICH (VIC) / Ron Angel Classic Racing / Nolan Helmets / YRD / Ricondi / BoardPro	O300	Yamaha R3 321	1:19.821	1:19.885	1:19.821
8	39	J	Scott NICHOLSON (VIC) / NextGen M-sports / G. Williams M-cycle Engineering / Traction Control Susp.	U300	Kawasaki EX 300	1:20.611	1:19.862	1:19.862
9	23	?	Corey BRIFFA (NSW) / Alex Cudlin M-sport / SC Project Oceania Aust. / St Phillips Christian College	O300	Yamaha R3 321	1:20.875	1:19.880	1:19.880
10	41	A	Max CROKER (NSW) / KTM Aust. / Nolan Helmets / Bridgestone / Ron Angel Classic Racing	O300	KTM RC 390	1:19.950	1:19.985	1:19.950
11	85	B	Ty LYNCH (SA) / Adelaide M-cycle Recovery / Coast Yamaha / Y-AIM Shane & Amy Metcalf	O300	Yamaha R3 321	1:20.136	1:20.338	1:20.136
12	87	A	Zac LEVY (QLD) / Puma RV's / Hannay Lawyers / Levy M-sports / Kabuto Helmets	O300	Yamaha R3 321	1:24.601	1:20.523	1:20.523
13	1	A	Brandon DEMMERY (NSW) / Deborah Motorsports / Erebus Academy / 2Thugs Customs	O300	Yamaha R3 321	1:20.587	1:20.601	1:20.587
14	24	?	Ben BRAMICH (VIC) / Ron Angel Classic Racing / Nolan Helmets / Yamaha YRD / Ricondi	O300	Yamaha R3 321	1:20.693	1:20.634	1:20.634
15	66	J	Joel KELSO (NT) / Deborah Motorsports / JDSMoto / Mum / The Grinning Dingo	O300	Yamaha R3 321	1:21.430	1:20.918	1:20.918
16	20	B	Hunter FORD (NSW) / Ford Brothers Racing / Huntingtons NSW / Hunter Bikers Events	O300	Yamaha R3 321	1:20.937	1:21.241	1:20.937
17	93	B	Drew SELLS (VIC) / Racecenter / Oilee Racing / Peter Stevens Motorcycles / Rubic	U300	Kawasaki EX 300	1:22.323	1:21.005	1:21.005
18	34	?	Boyd HOCKING (VIC) / DPH Motorsport Yamaha	O300	Yamaha R3 321	1:21.854	1:21.792	1:21.792
19	355	C	Laura BROWN (NSW) / Draggin Jeans / Shark / Falco / Pirelli / Mototech / Vesrah / GBRacing	U300	Kawasaki EX 300	1:22.866	1:21.931	1:21.931

Scott Laing
Chief Time Keeper - Scott Laing

Tom Williams
Clerk of Course - Tom Williams



Computime Race Timing Systems Pty Ltd © 1996
Licensed to Computime Race Timing Systems

www.computime.com.au

COMPUTIME RACE TIMING SYSTEMS PTY LTD





ASBK.COM.AU f t i y

Round 4 : Hidden Valley Raceway : July 7 - 9

HI-TEC BATTERIES AUSTRALIAN SUPERSPORT 300 CHAMPIONSHIP

Overall Qualifying

PROVISIONAL MERGED CLASSIFICATION

Date: 08/07/17

Printed at: 14:34

Pos	No	Gr	Name	Class	Machine	Event Q04	Event Q08	Fastest Lap
20	10	J	Callum O'BRIEN (WA) / Clean Ride Racing	O300	KTM RC 390	1:22.911	1:22.186	1:22.186
21	15	J	Bronson PICKETT (WA) / Pete's Dyno Serv. / M & B Garden Bags / Steves M-cycles Midland	U300	Kawasaki EX 300	1:22.731	1:22.620	1:22.620
22	6	C	Michael KING (WA) / Brandsense Racing / Kaneg / Piostitch / Pelican Charters / Vortex	O300	Yamaha R3 321	1:23.572	1:23.664	1:23.572
23	337	C	Gregory FARRELL (NSW) / BCperformance / Landscapesupplies.com.au	U300	Kawasaki EX 300	1:25.439	1:24.396	1:24.396
24	65	C	Jonah SITA (WA) / Flashpoint Motosport	O300	Yamaha R3 321	1:26.658	1:24.495	1:24.495
25	45	C	Leslie McGRATH (WA) / UMC Consulting / RS Decals / 2 Thugs Custom	O300	Yamaha R3 321	1:27.024	1:26.967	1:26.967
26	282	?	Cameron AGOSTINI (NT)	U300	Honda CBR 300 R	1:27.289	1:27.049	1:27.049
27	520	?	Shelby TURNER (QLD) / Pro Cycle Dyno / M-cycle Exhaust Professionals / KFM Smash Repairs	U300	Kawasaki EX 300	1:28.270	1:27.501	1:27.501
28	178	A	Tim WALKER (NT) / Bike You	U300	Honda CBR 300 R	1:29.166	1:29.364	1:29.166
29	555	?	Phillip IRLAM (NT)	U300	Honda CBR 300 R	1:34.483	1:30.064	1:30.064

Qualifying Time: 1:30.576

Non-qualifiers

30	11	C	Steve ARMITAGE (NT) / Cyclone Motorcycles / Honda Australia	U300	Honda CBR 300 R	1:31.937	1:31.739	1:31.739
31	46	?	Lachlan O'BRIEN (NT)	U300	Honda CBR 300 R	1:33.521	1:32.646	1:32.646
32	25	?	Daniel HURST (NT)	U300	Honda CBR 300 R	1:33.936	1:33.748	1:33.748
33	88	?	Paul O'DWYER (NT)	U300	Honda CBR 300 R	1:35.633	1:34.535	1:34.535

*** NON-QUALIFIERS PERMITTED TO START BY CLERK OF COURSE ***

The results are provisional until the end of the time limit for protests and appeals.

Scott Laing
Chief Time Keeper - Scott Laing

Tom Williams
Clerk of Course - Tom Williams



Computime Race Timing Systems Pty Ltd © 1996
Licensed to Computime Race Timing Systems

www.computime.com.au

COMPUTIME RACE TIMING SYSTEMS PTY LTD





ASBK.COM.AU f t i y

Round 4 : Hidden Valley Raceway : July 7 - 9

HI-TEC BATTERIES AUSTRALIAN SUPERSPORT 300 CHAMPIONSHIP

EVENTS 2, 6, & 12

PROVISIONAL MERGED GRID SHEET

Date: 08/07/17

Printed at: 14:34



71	3 T. EDWARDS 1:19.109	37	2 J. MAHAFFY 1:18.921	86	1 O. BAYLISS 1:18.762	1
333	6 Y. SHAW 1:19.620	29	5 B. VAN EERDE 1:19.561	33	4 R. BATTYE 1:19.285	2
23	9 C. BRIFFA 1:19.880	39	8 S. NICHOLSON 1:19.862	44	7 T. BRAMICH 1:19.821	3
87	12 Z. LEVY 1:20.523	85	11 T. LYNCH 1:20.136	41	10 M. CROKER 1:19.950	4
66	15 J. KELSO 1:20.918	24	14 B. BRAMICH 1:20.634	1	13 B. DEMMERY 1:20.587	5
34	18 B. HOCKING 1:21.792	93	17 D. SELLS 1:21.005	20	16 H. FORD 1:20.937	6
15	21 B. PICKETT 1:22.620	10	20 C. O'BRIEN 1:22.186	355	19 L. BROWN 1:21.931	7
65	24 J. SITA 1:24.495	337	23 G. FARRELL 1:24.396	6	22 M. KING 1:23.572	8
520	27 S. TURNER 1:27.501	282	26 C. AGOSTINI 1:27.049	45	25 L. McGRATH 1:26.967	9
11	30 S. ARMITAGE 1:31.739	555	29 P. IRLAM 1:30.064	178	28 T. WALKER 1:29.166	10
88	33 P. O'DWYER 1:34.535	25	32 D. HURST 1:33.748	46	31 L. O'BRIEN 1:32.646	11

*** NON-QUALIFIERS PERMITTED TO START BY CLERK OF COURSE ***

The results are provisional until the end of the time limit for protests and appeals.

Scott Laing
Chief Time Keeper - Scott Laing

Tom Williams
Clerk of Course - Tom Williams



Computime Race Timing Systems Pty Ltd © 1996
Licensed to Computime Race Timing Systems

www.computime.com.au

COMPUTIME RACE TIMING SYSTEMS PTY LTD

